


































































Coding the Bee Bot

1. Each student has a turn at programming the Bee Bot on Line 1.
2. Now try Line 2 etc.
3. Touch the arrows (code) with your finger as the Bee Bot travels across the map.

			GO	GO
	GO	GO		
				
GO				
				
				
				
Line 1	Line 2	Line 3	Line 4	Line 5

GO	GO	GO	GO	GO
				
				
				
				
				
				
				
				
Line 6	Line 7	Line 8	Line 9	Line 10