






















































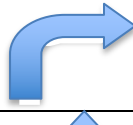











Coding the Robot Activity Card

1. Each student has a turn at programming the Robot on Level 1 e.g. - Take one step forward, turn right, take one step forward.
2. Then try Level 2 etc.
3. The programmer should touch each block as the robot runs the code.

			Run	Run
	Run	Run		
				
Run				
				
				
				
Level 1	Level 2	Level 3	Level 4	Level 5

Run	Run	Run	Run	Run
				
				
				
				
				
				
				
				
Level 6	Level 7	Level 8	Level 9	Level 10