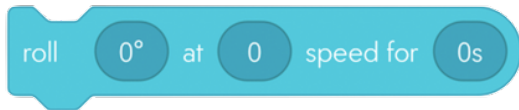


Sphero Coding Activity Sheet

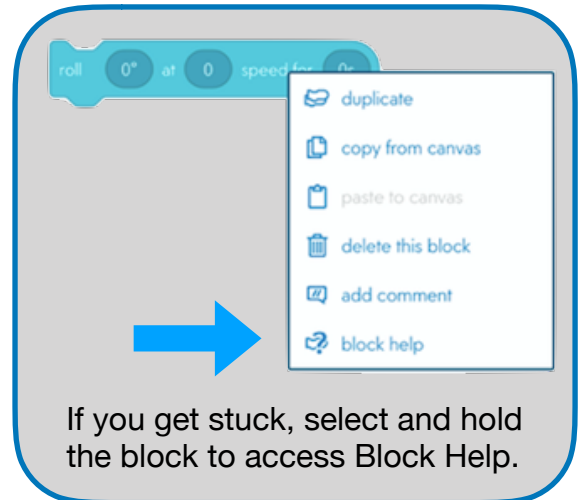
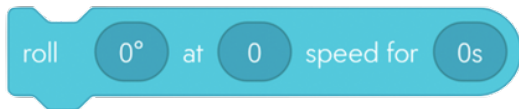
Place three pieces of tape (or small objects) on the floor approximately 75cm apart. (see diagram below)



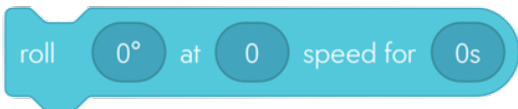
Activity 1. - Code the Sphero from 1 to 2.
- Code the Sphero from 1 to 3.



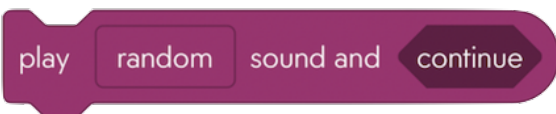
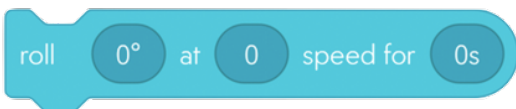
Activity 2. - Code the Sphero out to 3 and then back to 1.



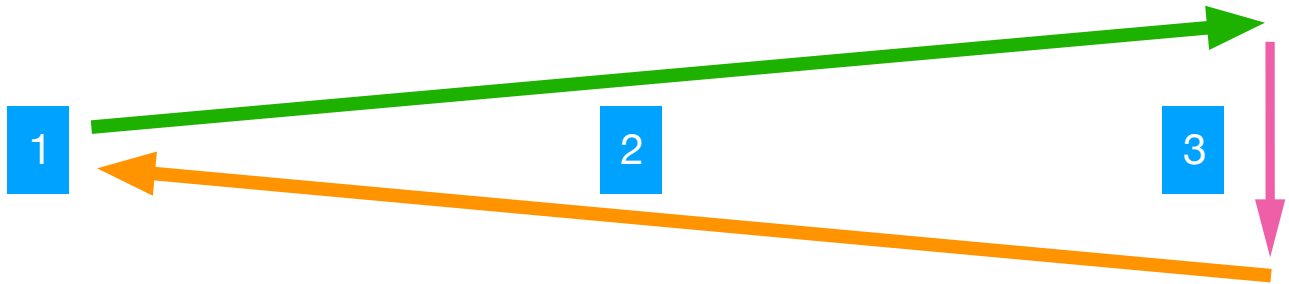
Activity 3. - Code the Sphero out to 3 and then back to 1 displaying a different colour each way.



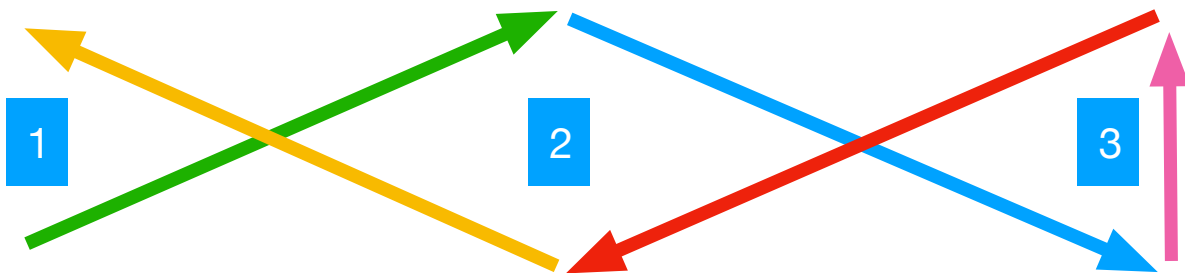
Activity 4. - Code the Sphero from 1 to 2 then 2 to 3 displaying a different colour and sound in each section.



Activity 5. - Code the Sphero from 1 around 3 and back to 1 with colour changes. (see diagram below)



Activity 6. - Code the Sphero in a Zig Zag pattern around the tape with colour changes. (see diagram below)



Activity 7. - Code the Sphero in a **Square** using a loop block. Name the shape with a Speak block.

Activity 8. - Code the Sphero in a **Triangle** using a loop block. Name the shape with a Speak block.

